

Excess Mortality and Elevated Cancer Rates Likely to Get Worse

Mortality statistics gives us enough clues



Igor Chudov

14 hr ago

♡ 432

💬 361



This article will attempt to show that excess deaths, seen in statistics of many highly-vaccinated countries, are only beginning to show up and are likely to get worse over time.

People are Dying and Nobody Cares

We have a problem. People are dying and the officials have no idea why. If they do have an idea, they are not telling us. The news media is almost completely mum about it, as well. According to official statistics, excess mortality in many highly vaccinated countries is 15-20% above its historical norms.

USA



Ethical Skeptic ☀

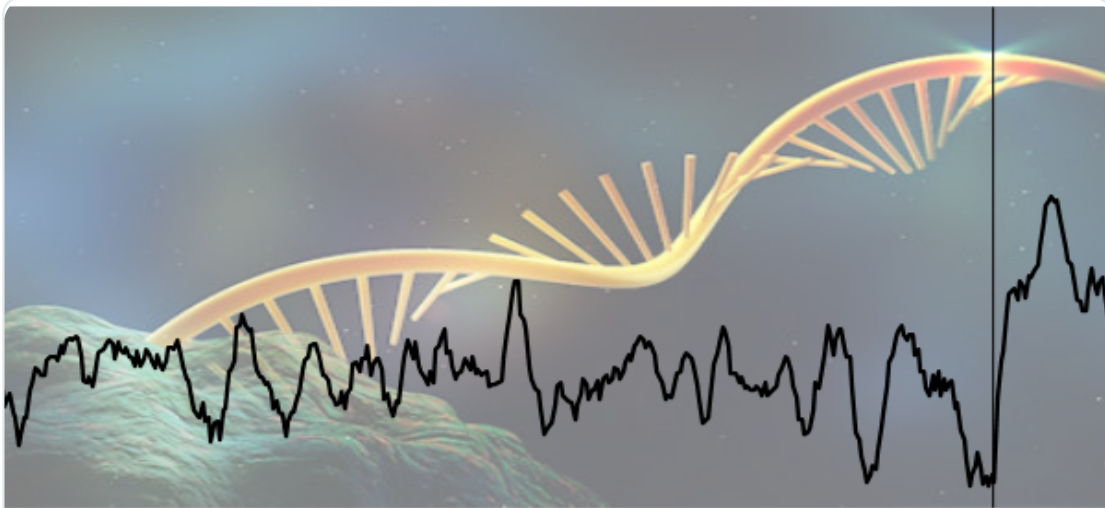
@EthicalSkeptic

This article remains the definitive assay on rising excess Non-Covid natural death in the US.

7900 /wk & rising.

The anger this article fomented in the Pharma Criminal Network only served to starkly bolster its credibility & exposure.

Streisand effect



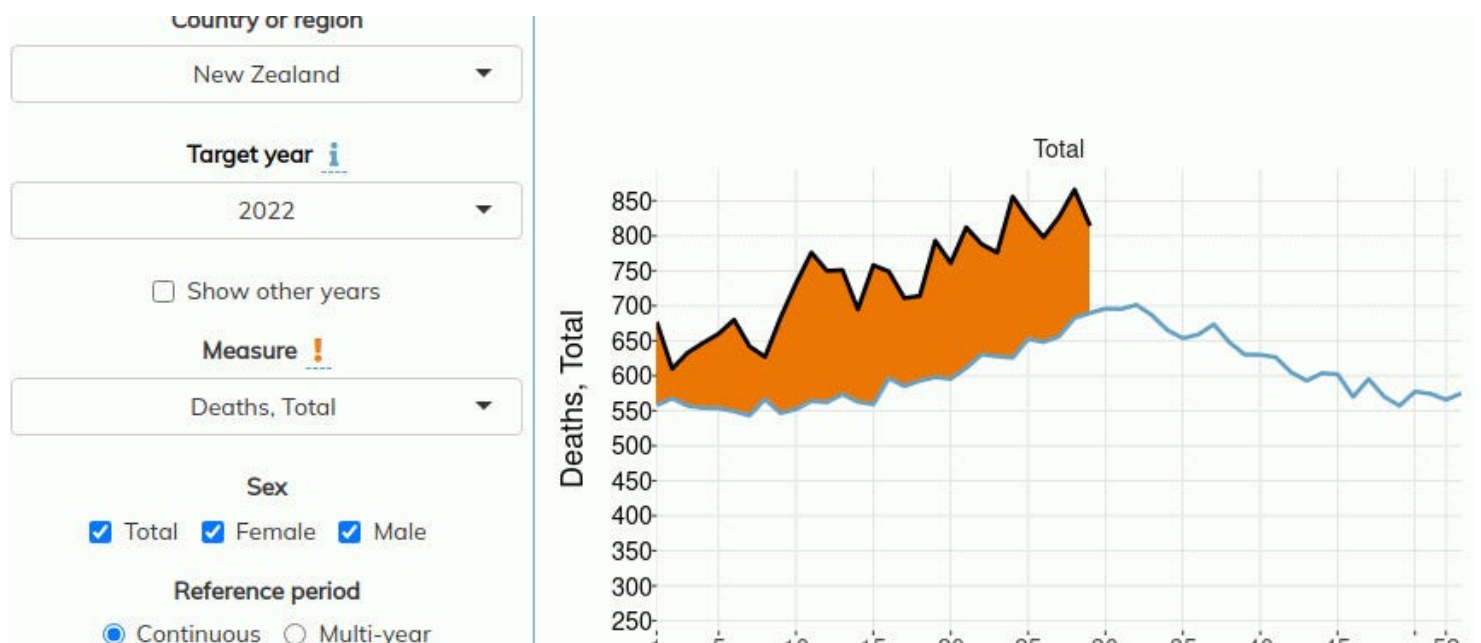
Houston, We Have a Problem (Part 1 of 3)


Seven of the major eleven International Classification of Diseases codes tracked by the US National Center for Health Statistics exhibit stark increase trends beginning in the first week of April 2021 - featuring exceptional growth more robust than during even the Covid-19 pandemic time frame. This...
theethicalskeptic.com

August 28th 2022

343 Retweets 701 Likes

New Zealand:



Reference years **Israel:****Dr. Eli David**

@DrEliDavid

Israel 🇮🇱 official total mortality numbers released 📌

2020 was the year of “once-in-a-century pandemic” with no vaccines available. But total mortality in 2021 and 2022 is dramatically higher.

What's killing people en masse? Climate change?

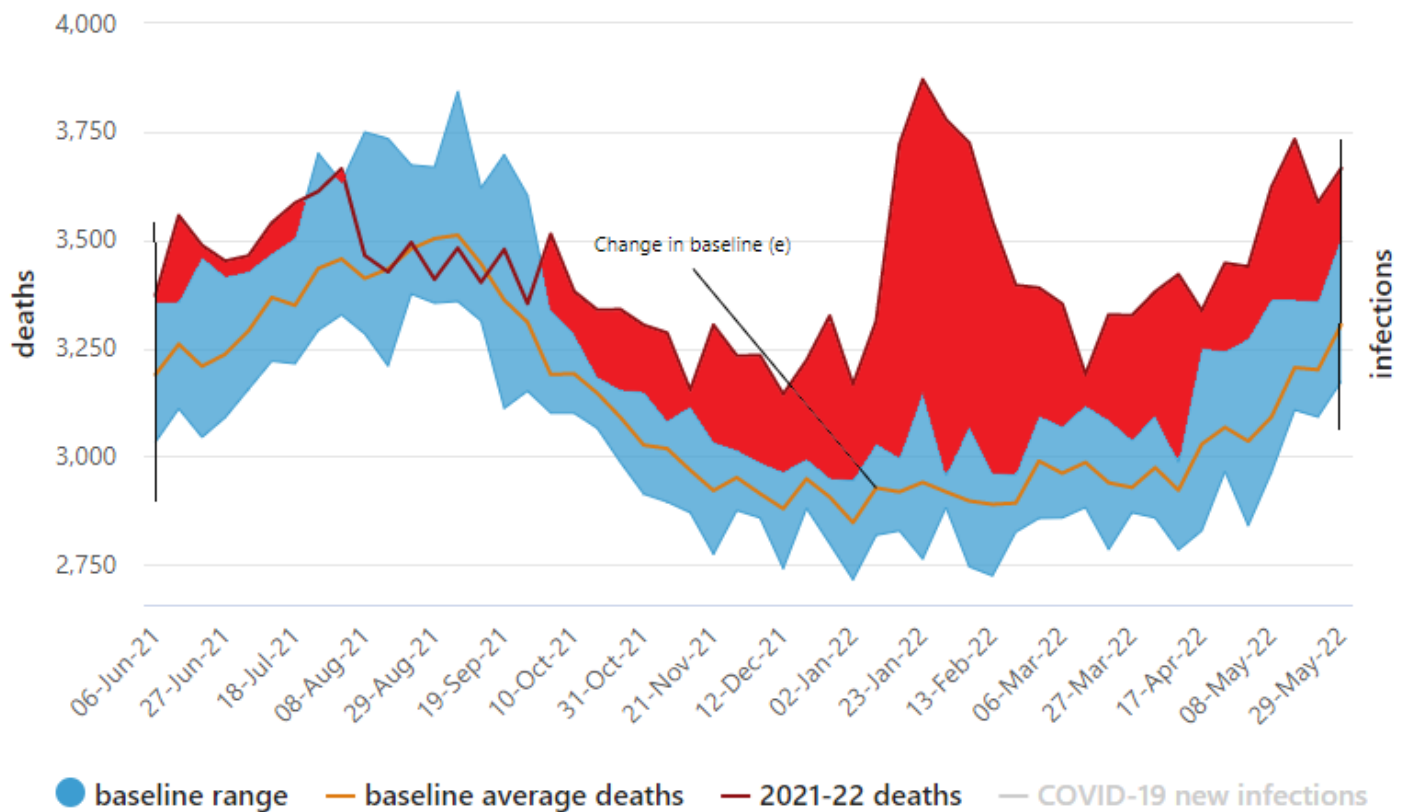
February	5,457	4,534	3,963	4,062	3,905	4,030
March	4,643	4,482	4,181	4,316	3,991	4,067
April	4,134	4,007	3,921	3,812	3,474	3,715
May	3,912	3,825	3,878	3,790	3,582	3,495
June	3,648	3,511	3,418	3,339	3,326	3,311
July	4,117	3,729	3,701	3,436	3,494	3,406
August		4,506	4,026	3,497	3,512	3,290
September		4,286	4,163	3,405	3,390	3,220
October		4,162	4,645	3,607	3,692	3,601
November		3,815	3,827	3,691	3,696	3,577
December		4,387	4,489	4,240	3,979	3,987
Total		50,736	48,797	46,004	44,531	44,596

August 28th 2022

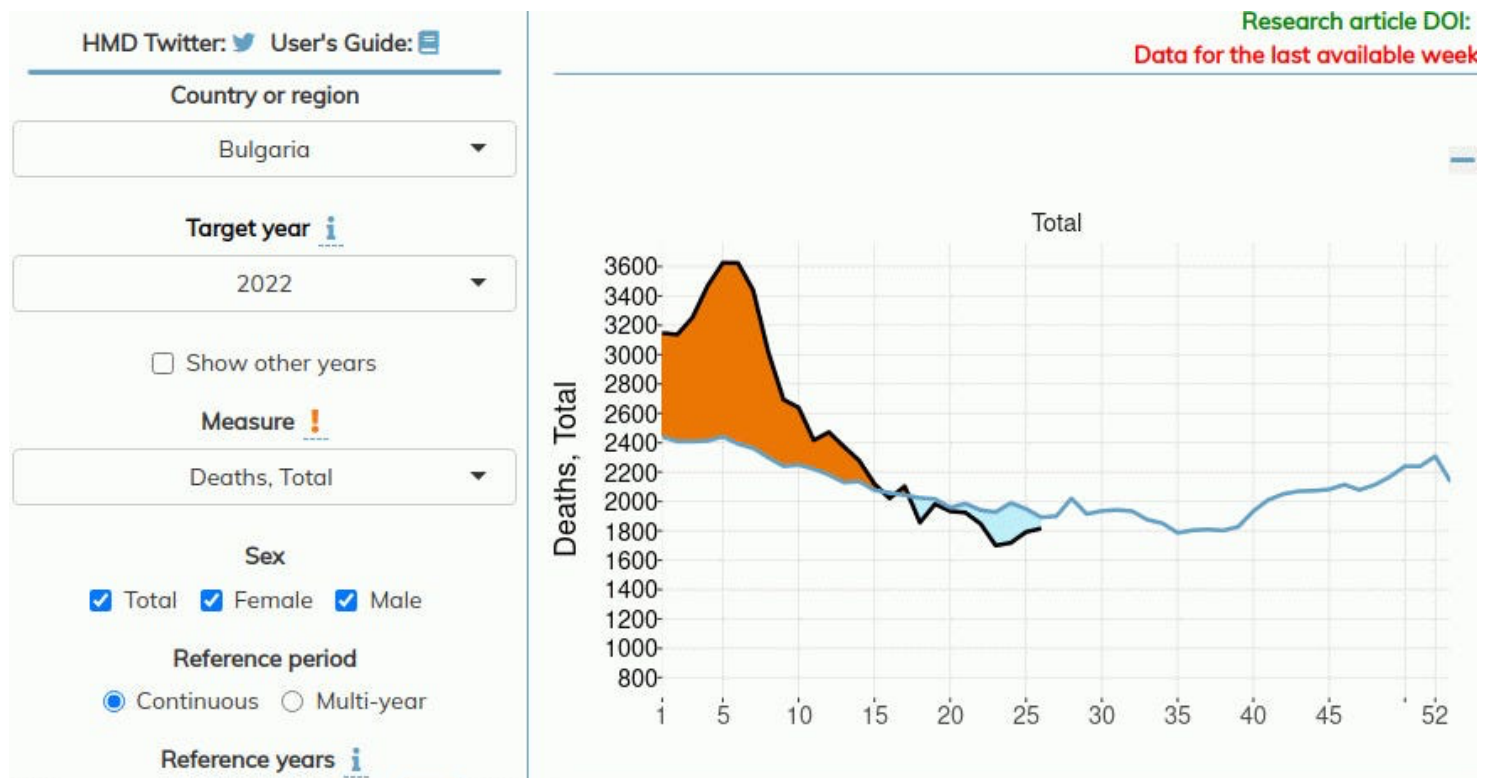
5,019 Retweets 9,887 Likes

[Australia's death toll](#), per Arkmedic:

All deaths, COVID-19 infections, Australia, 31 May 2021 - 29 May 2022 vs baseline benchmarks



Not all countries are similarly afflicted with excess mortality: **Bulgaria**, which is only 30% vaccinated, is not experiencing excess mortality anymore:



2000

2010

2019

2022

Summary statistics

What does a 15% Increase in Mortality Mean?

A baby born before the pandemic had a life expectancy — the number of years this baby would statistically likely to live — of about 80 years.

Then the pandemic and Covid vaccination happened.

The mortality increases of 15%, if those remain constant throughout their lives, mean that these same babies would roughly be expected to live only to 68 years of age — **shaving their life expectancy by 12 years!**

Would you like to have *your* life expectancy reduced comparably? I bet not, and I hope that my illustration shows the impact of the problem. This is not a prediction or a model, it is just a way to make excess mortality more understandable.

Deaths Likely to Worsen

These unprecedented increases in mortality are caused, logically, either by Covid or by vaccination.

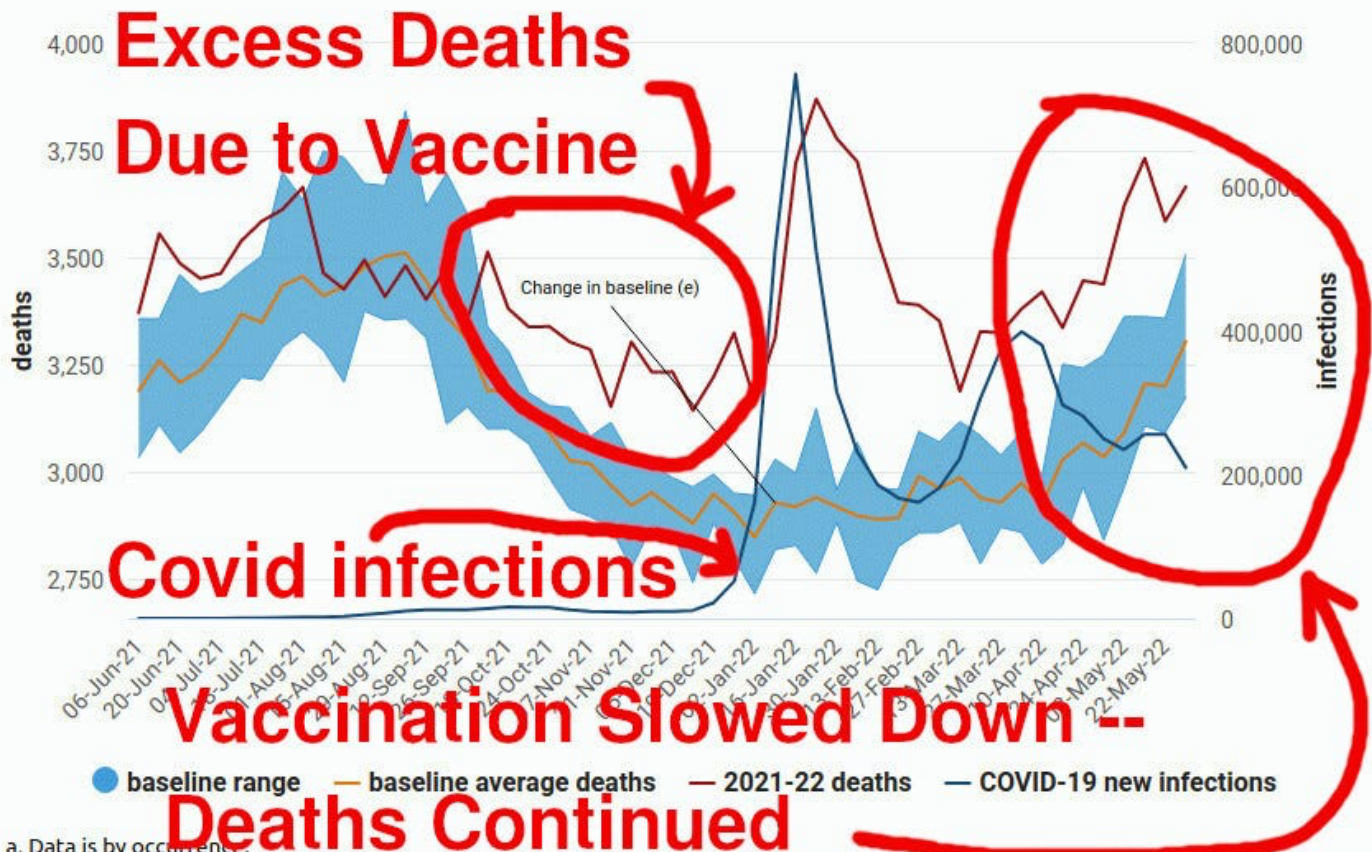
Australia, a country that almost did not experience Covid until Omicron, is unwittingly a laboratory case to help us determine what causes excess deaths.

A simple look at the [Australian mortality report](#) shows that Australia's excess deaths began *BEFORE the country even experienced its first Covid wave*:

Graph Table

Download

All deaths, COVID-19 infections, Australia, 31 May 2021 - 29 May 2022 vs baseline benchmarks



- Data is by occurrence.
- Data is provisional and subject to change.
- Weeks are defined as seven-day periods which start on a Monday as per the ISO week date system. Refer to 'Weekly comparisons' on the [methodology](#) page of this publication for more information regarding the data in this graph.
- Data for the number of COVID-19 infections has been sourced on 3 August 2022 from the COVID-19 daily infections graph published on the [Australian Department of Health website](#).
- The baseline includes deaths from 2015-19 (For 2021) and from 2017-19 and 2021 (For 2022).

Thus, by exclusion, this graph establishes the most likely possibility: that these excess deaths are caused by the Covid vaccines.

There is only one problem: both vaccines and boosters were given mostly in the past. After January 2022, [primary vaccination](#) basically stopped in Australia. After March 2022, [booster vaccination](#) almost stopped as well.

And yet, excess deaths continued to mount, well beyond the officially reported Covid deaths in Australia. They far exceed the “deaths with Covid” reported.

This begs a question: **do Covid vaccines make people experience elevated death**

rates well beyond the immediate aftermath of vaccination? While we cannot be certain of this, it is a very strong possibility.

It is also the most disturbing one.

It is one thing for Covid vaccines to present an immediate, short-term danger. My friend's nephew died two days after his vaccination, for example. It is quite another problem if the people who received Covid vaccines keep *experiencing elevated mortality for prolonged periods*, especially if elevated mortality shows no signs of decline so far.

Will this elevated mortality, caused by vaccines, but continuing unabated well past vaccination, eventually recede? We do not know the answer to this question. So far, disturbingly, excess deaths are not showing signs of receding.

The reason for that may be, speculatively, that spike protein production from mRNA transfections never stops and continues indefinitely. This is a subject for another article and I only mention this as a possibility.

Cancers only Beginning to Show Up

The worst part of the situation is related to cancer deaths. Per [Ethical Skeptic](#), we are experiencing an eleven-sigma increase in cancer deaths. It is shown in this graph:





We started experiencing an increase in cancer deaths, which coincided with the beginning of vaccination and is getting worse and worse. As of now, cancer deaths are above long-term trend, roughly by 1,000 cancer deaths per week in the USA.

Cancer deaths are fundamentally different from quick deaths like, say, cardiac arrest. Cancer takes time to mutate, appear, grow, metastasize, and finally kill the patient. Thus, only a small minority of cancers would appear and kill their victims within a year of vaccination, even if something — such as a Covid vaccine — accelerates the timetable for cancers. The rest of cancers would come later!

The official explanation for the increase in cancers blames lockdowns. According to that explanation, people postponed going to doctors with their cancers — *and they want you to believe this* — and this delay caused an increase in cancers. **This explanation does not hold water**, because the increase in cancers coincides with the beginning of vaccination.

Therefore, most likely, we are seeing the effect of acceleration of existing cancers, in other words cancers that existed but began to grow more aggressively. Why is this happening? There is no certain answer, but the likely explanation is that our immune systems are less able to slow down or arrest growth of tumors. Not being a doctor, I do not want to dwell on this topic.

Unfortunately, this means that the same factor that makes existing cancers more aggressive, would also make more new cancers appear — but we are not YET seeing most of those. Perhaps in a year or two, they will come.

To read more about Covid vaccines accelerating and causing cancers, visit this article:

Arkmedic's blog

Welcome to Gilead

TLDR: A paper was published in October showing how the mRNA vaccines could massively impact ovarian and breast cancer risk. Two scientists linked to the NIH and Pharma conspired to remove it from publication - putting a generation of women at risk. Some information came to me from a colleague in the last few days that has cemented everything I have come...

Read more

a month ago · 317 likes · 175 comments · Dr Ah Kahn Syed

Covid Reinfections

Another significant factor for increased mortality is the fact that some people get reinfected every 3 months or so. Watch this Australian video, [starting from 41 seconds](#):

Dr Norman Swan looks at the rise of COVID reinfections | 7.30



The authors tried to make the video reassuring, bringing in quack “virologists” and “vaccinologists” to calm the viewers down and recommending “fourth boosters”. But the video sounds outright *ominous*. It says that Australians keep getting reinfected. While watching this, imagine you are watching this video 5 years from now as a “blast from the past”.

The overall bad news in all of this is that there is no apparent reason why any of the above factors would decrease in significance any time soon — so the mortality may stay elevated for a while.

Reassurance for Young People

Many articles overdramatize this situation with respect to younger people. Mortality among younger people increased by a relatively modest amount, currently being about 15% or so. That is a significant increase, but keep in mind that mortality in younger people is very low, to begin with. So, when their very low mortality becomes 15% higher — this is not, yet, a die-off level increase in mortality. There is plenty of time to figure out the situation.

