



Independent Researchers Examining Pfizer mRNA Vaccines: Strange Reports



 4  11 comments



Sasha Latypova



Opinion Article 


Writer at Trial Site News | mRNA Fraud -
Regulatory and Manufacturing Investigations
Oct. 24, 2022, 7:30 p.m.

Manufacturers Must be Questioned on the Vial Contents and Manufacturing Practices.


In the US and abroad, Covid-19 vaccine manufacturers are not transparent about the ingredients in their products, claiming commercial secrecy. The vaccine vials are federal property in the US according to the vaccination provider contracts. They are ordered, shipped to, and distributed by the Department of Defense according to the DOD/BARDA-Pharma manufacturers' contracts. Even though the current demand for these vaccines is low, it is still expressly forbidden for any independent researcher to examine the contents of the vials or perform any independent study, claiming such effort would “divert” the vials from an “urgent” need. Internationally, similar prohibitions exist written into predatory contracts by the manufacturers. For example, contracts in the EU require the purchasers to suspend all laws and regulations applicable to quality control, good manufacturing or distribution practices that would apply to pharmaceutical products, and then also forbid testing the vials on import into the country. These contracts and lack of product integrity and transparent testing were [questioned](#) in a recent hearing in European Parliament and are now reportedly under investigation by the EU Public Prosecutor’s Office.



Despite the predatory contracts, prohibitions of transparency, gaslighting, and cover-up, many independent researchers worldwide have been investigating the contents of the vials using available equipment and skills. Most of the investigations are done under standard optical microscopes.



One such investigation has been conducted in Australia by Dr. David Nixon, a family physician. Dr. Nixon used examined several vials of Pfizer vaccines from a frozen state and up to several months of drying on a microscope slide. His findings are consistent with other published testing results and images. Overall, Pfizer's substance is a thin gel, not a clear liquid. It exhibits a snowy or “confetti-like” appearance under a microscope from a frozen state:



At some points, larger structures are visible right away, but many more appear after unfreezing. When left for several hours, structures grow and get larger. Characteristic structures include square and rectangular shapes as well as fibers or “ribbons”. These tend to grow to very large sizes by microscopic standards.







While slow, this growth and movement are clear when the multi-hour [video](#) is sped up to a few minutes.

Several experiments have shown that growth is inhibited when a sample

Several experiments have shown that growth is inhibited when a sample is shielded from ambient electromagnetic fields by a Faraday bag. Some commentators have tried to dismiss the square-shaped structures as common salt, sugar, or cholesterol. However, a comparison with reference photos of these substances shows that the square shapes found in Pfizer vials are very different in symmetry and organization.

Image of cholesterol crystals:






Image of salt crystal:



Structures commonly found in Pfizer vials:



At any rate, cholesterol or salt crystals are not known to respond to electromagnetic fields.

Optical microscopy only shows micro, not nano-scale objects. The structures found in the vials are highly problematic due to their large size alone. The manufacturers of these products have not addressed any of these findings. The products should be deemed adulterated when any large shapes and contaminants are found. These products must be urgently stopped, recalled, and investigated properly.

Read the source "[What is in the so-called COVID-19 “Vaccines”? Part 1: Evidence of a Global Crime Against Humanity](#)"

Quality journalism costs money to produce.

Login for free

View subscription options

Free access provides up to 10 articles per month