

The Weston A. Price Foundation

The Fourth Phase of Water

FEBRUARY 15, 2016 BY GERALD POLLACK
([HTTPS://WWW.WESTONAPRICE.ORG/AUTHOR/GPOLLACK/](https://www.westonaprice.org/author/gpollack/))

 [Print post](#)

Implications for Energy and Health

Why do sprained ankles swell within seconds? Why do your joints operate without squeaking? Can drinking water supply energy? Is water merely another kind of food? How is water relevant to health? Answering these and related questions requires an understanding of the chemistry of water. Many presume that by now every aspect of water must have been discovered and thoroughly explicated, given its simplicity and pervasiveness throughout nature. In fact, however, precious little has been understood about how water molecules organize themselves—until recently.

Students learn that water has three phases: solid, liquid, and vapor. But there is something more: in our laboratory at the University of Washington we have uncovered a fourth phase. This phase occurs next to water-loving (hydrophilic) surfaces. It is surprisingly extensive, projecting out from surfaces by up to millions of molecular layers. And it exists almost everywhere throughout nature, including in your body. In fact, it is this phase of water that fills your cells.

I describe this newly identified phase of water in my book, *The Fourth Phase of Water: Beyond Solid, Liquid and Vapor*,¹ published in 2013. The book documents the basic findings and presents many applications beyond the ones mentioned above. It also deals with water's well-recognized anomalies, turning those anomalies into easily explained features.

The existence of a fourth phase of water may seem unexpected. However, it should not be entirely so: a century ago, the physical chemist Sir William Hardy argued for the existence of a fourth phase; and many authors over the years have found evidence for some kind of "ordered" or "structured" phase of water. Fresh experimental evidence not only confirms the

existence of such an ordered, liquid-crystalline phase, but also details its properties. It is more viscous, dense and alkaline than H_2O and has relatively more oxygen since its formula is H_3O_2 . As a result, it has a negative charge, and like a battery, can hold energy as well as deliver that energy when needed. These properties explain everyday observations and answer questions ranging from why gelatin desserts hold their water to why teakettles whistle.

The presence of the fourth phase of water carries many implications. Here I will outline some basic features of this phase and then deal with several of those implications including energetic aspects. We obtain energy from food; however, we can also get energy from water. I will touch briefly on atmospheric science implications because everyone is interested in the weather, and then focus on some biological and health applications.

DOES WATER TRANSDUCE ENERGY?

The energy for building water structure comes from the sun. Radiant energy converts ordinary bulk water into ordered water, building this ordered zone. We found that all wavelengths ranging from ultraviolet, through visible, to infrared can build this ordered water. Near-infrared energy is the most capable. Water absorbs infrared energy freely from the environment and uses that energy to convert bulk water into liquid crystalline water (fourth phase water)—which we also call “exclusion zone” or “EZ” water because it profoundly excludes solutes. Hence, buildup of EZ water occurs naturally and spontaneously from environmental energy. Additional energy input creates additional EZ buildup.

Of particular significance is the fourth phase’s charge, which is commonly negative (Figure 1). Absorbed radiant energy splits water molecules; the negative moiety constitutes the building block of the EZ, while the positive moiety binds with water molecules to form free hydronium ions (H_3O^+), which diffuse throughout the water. Adding additional light (radiant energy) stimulates more charge separation.






FIGURE 1. Diagrammatic representation of EZ water, negatively charged, and the positively charged bulk water beyond. Hydrophilic surface at left.

This process resembles the first step of photosynthesis. In that step, energy from the sun splits water molecules. Hydrophilic chromophores (the color-containing part of a molecule) catalyze that splitting. The process considered here is similar but more generic: any hydrophilic surface may catalyze the splitting of water. Some surfaces work more effectively than others.

The separated charges resemble a battery. That battery can deliver energy in a manner similar to the way the separated charges in plants deliver energy. Plants, of course, comprise mostly water, and it is therefore no surprise that similar energy conversion takes place in water itself.

The stored electrical energy in water can drive various kinds of work, including flow. An example is the axial flow through tubes. We found that immersing tubes made of hydrophilic materials into water produces flow through those tubes similar to blood flow through blood vessels (Figure 2). The driving energy comes from the radiant energy absorbed and stored in the water. Nothing more. Flow may persist undiminished for many hours, even days. Additional incident light brings faster flow. This is not a perpetual motion machine: incident radiant energy drives the flow—in much the same way that it drives vascular flow in plants and powers water from the roots to nourish trees taller than the length of a football field.





Figure 2. Practically incessant flow occurs through hydrophilic tubes immersed in water.

APPLICATIONS IN NATURAL SCIENCE

The water-based energy conversion framework is rich with implications for many systems involving water. These systems may range from biology and chemistry all the way to atmospheric science and engineering. The fourth phase appears nearly everywhere: all that's needed is water, radiant energy and a hydrophilic surface. The latter can be as large as a slab of polymer and as small as a dissolved molecule. The liquid crystalline phase inevitably builds, and its presence plays some integral role in the system's behavior. Let me provide a few representative examples.

One example is...you. By volume, two-thirds of your cells' content is water. However, the water molecule is so small that making up that two-thirds volume requires 99 percent of all your molecules. Modern cell biology considers that 99 percent molecular fraction as mere background carriers of the "important" molecules of life such as proteins and nucleic acids. Conventional wisdom asserts that 99 percent of your molecules don't do very much.

However, EZ water envelops every macromolecule in the cell. Those macromolecules are so tightly packed that the EZ water largely fills your cells. In other words, most of your cell water is EZ water. This water plays a central role in everything the cell does, as elaborated in my earlier book, *Cells, Gels and the Engines of Life*.²

What's new is the discovery of the role played by radiant energy: incident radiant energy powers many of those cellular functions. An example is the blood flowing through your capillaries. That blood eventually encounters high resistance since capillaries are often narrower than the red blood cells that must pass through them. In order to make their way through, those red cells need to contort. Resistance is high. You'd anticipate the need for lots of driving pressure yet the pressure gradient across the capillary bed is negligible. The paradox resolves itself if radiant energy helps propel flow through capillaries in the same way

that it propels flow through hydrophilic tubes. Radiant energy may constitute an unsuspected source of vascular drive, supplementing cardiac pressure.

Why you feel good after a sauna now seems understandable. If radiant energy drives capillary flow and ample capillary flow is important for optimal functioning, then sitting in the sauna will inevitably be a feel-good experience. The infrared energy associated with heat should help drive that flow. The same occurs when you walk out into sunlight. We might at first presume that the feel-good experience of a sunny day derives purely from the psychological realm, but the evidence above implies that sunlight may build your body's EZs. Fully built EZs around each protein seem necessary for optimal cellular functioning.

A second example of the EZ's central role is the weather. Common understanding of weather derives from two principal variables: temperature and pressure. Those two variables are said to explain virtually everything we experience in terms of weather. However, the atmosphere also contains water—micrometer-scale droplets commonly known as aerosol droplets or aerosol particles. Those droplets make up atmospheric humidity. When the atmosphere is humid, the many droplets scatter considerable light, conferring haze; you can't see clearly through that haze. When the atmosphere contains only few droplets, you may be able to see clearly over long distances.

My book on the fourth phase of water presents evidence for the structure of those droplets. It shows that EZ water envelops each droplet, while hydronium ions occupy the droplets' interiors. Repelling one another, those hydronium ions create pressure, which pushes against the robust shell of EZ water. That pressure explains why droplets tend toward roundness.

How do those aerosol droplets condense to form clouds? The droplets' EZ shells bear negative charge. Negatively charged droplets should repel one another, precluding any condensation into clouds. Those like-charged aerosol droplets should remain widely dispersed throughout the atmosphere. However, droplets do condense into clouds, and the question is, how does that happen?

The reason they condense is because of the unlike charges that lie in between the droplets. Richard Feynman, the legendary Nobel Prize physicist of the late twentieth century, understood the principle and opined that: "Like-likeslike because of an intermediate of unlikes." The like-charged droplets "like" one another, so they come together; the unlike

charges lying in between those droplets constitute the attractors (Figure 3).

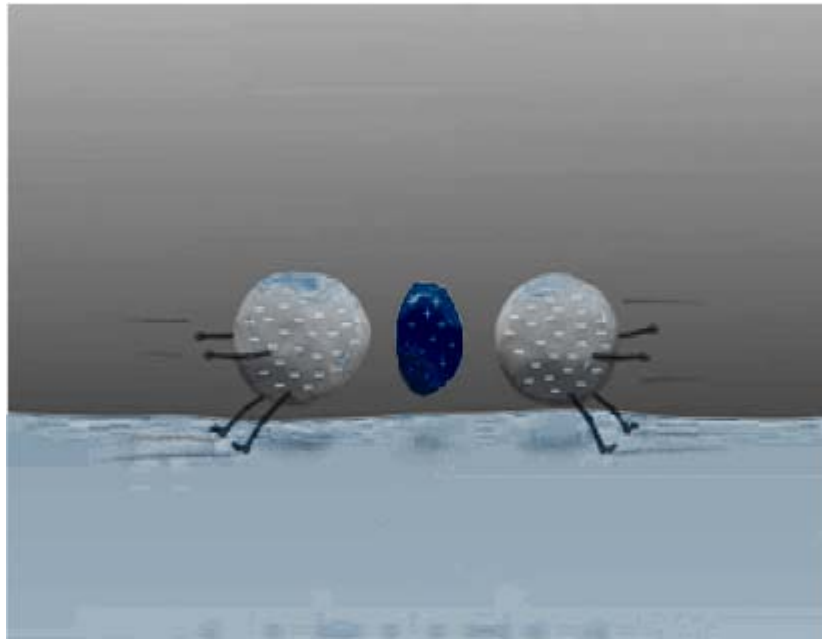


Figure 3. Like-charged entities attract because of an intermediate of opposite charge.

The like-likes-like principle has been widely appreciated, but also widely ignored; after all, how could like charges conceivably attract? A reason why this powerfully simple concept has been ignored is that the source of the unlike charges has been difficult to identify. We now know that the unlike charges can come from the splitting of water—the negative components building EZ shells—while the corresponding positive components provide the unlike attractors. With enough of those attractors, the negatively charged aerosol droplets may condense into clouds.

These two phenomena, radiant energy-induced biological function and like-likes-like cloud formation, provide examples of how water's energy can account for phenomena not otherwise explained. The fourth phase is the key building block that allows for construction of an edifice of understanding.

PRACTICAL APPLICATIONS

Beyond scientific applications, the discovery of water's fourth phase has practical applications as well. These include flow production (already mentioned), electrical energy harvesting and even filtration. I will briefly mention the latter two applications.

Filtration occurs naturally because the liquid crystalline phase massively excludes solutes and particles in much the same way ice does. Accordingly, fourth phase water is essentially solute free. Collecting it provides solute-free and bacteria-free water. A patented working prototype has confirmed this expectation. Purification by this method requires no physical filter: the fourth phase itself does the separation, and the energy comes from the sun.

Energy harvesting seems straightforward: light drives the separation of charge, and those separated charges constitute a battery. Harvesting electrical energy should be realizable with proper electrodes. This (patented) technology development is underway in our laboratory, and has the potential to replace standard photovoltaic systems with simpler ones based on water. More details on these practical applications can be found on the Pollack laboratory homepage: faculty.washington.edu/ghp/.

APPLICATIONS IN MEDICAL SCIENCE

Practical applications also exist within our bodies, and here I present two of them: why our joints don't squeak and why dislocated or sprained joints swell within *seconds*.

Joints are sites at which bones press upon one another (Figure 4). The bones may also rotate, as during deep-knee bends and push-ups. You'd think that rotation under pressure might elicit squeaky frictional resistance, but joint friction remains remarkably modest. Why so? The ends of bones are lined with cartilage. Those cartilaginous materials do the actual pressing. Hence, the issue of joint friction reduces to the issue of the cartilaginous surfaces and the synovial fluid lying in between. How does this system behave under pressure?



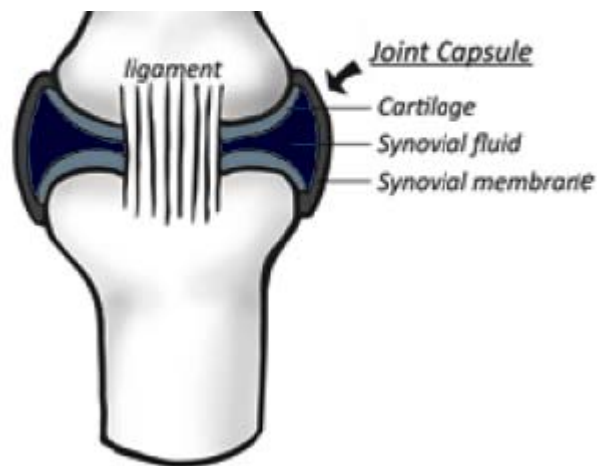


Figure 4. Enveloping the joint, the capsule ensures that the fluid's hydronium ions don't disperse. The concentrated hydronium ions repel, keeping surfaces apart and assuring low friction.

Cartilage is made of classic gel materials: highly charged polymers and water. Therefore, cartilage is a gel. Gel surfaces bear EZs, so cartilage surfaces should likewise bear EZs. The splitting of water associated with EZ buildup creates many hydronium ions in the synovial fluid in between. Additional hydronium ions come from the molecules within that fluid, creating their own EZs and protons. Thus, many hydronium ions will lie in the area where two cartilaginous surfaces lie across from one another. The repulsive force coming from those hydronium ions should keep the cartilage surfaces apart—some investigators maintain that the cartilage surfaces never touch, even under heavy loads. That separation means that any rough spots, or asperities, will never come into contact with one another as the respective surfaces shear past one another; and that in turn means low friction.

For such a mechanism to actually work, some kind of built-in restraint should be present to keep the repelling hydronium ions in place. Otherwise, those hydronium ions may be forced out of the local region, thereby compromising lubrication. Nature provides that safety net: a

structure known as the joint capsule envelops the joint. By constraining the dispersal of hydronium ions, that encapsulation ensures low friction. That's why your joints don't ordinarily squeak.

Regarding swelling, the second issue under consideration here, osmosis evidently plays a role. Since the cell is packed with negatively charged proteins, the cytoplasm should generate an osmotic draw similar to the osmotic draw generated by diapers or gels. Physiologists know that it does.

A peculiar feature of cells, however, is their relatively modest water content. Compared to 20:1 or higher for many common gels, the cell's water-to-solids ratio is only about 2:1. The many negatively charged macromolecules of the cell should generate a strong osmotic draw; yet the water content in the cell remains surprisingly low. That limited water content may come as a consequence of the macromolecular network's stiffness: cellular networks typically comprise tubular or multi-stranded biopolymers tightly cross-linked to one another. The resultant stiffness prevents the network from expanding to its full osmotic potential.

If those cross-links were to disrupt, however, then the full power of osmotic draw would take effect; the tissue could then build many EZ layers and therefore hydrate massively, bringing huge expansion (Figure 5). That's precisely what happens when body tissues are injured, especially with dislocations. The injury disrupts fibrous macromolecules and cross-links, eliminating the restraining forces that keep osmosis at bay; EZ buildup can then proceed virtually unimpeded.





Figure 5. Example of post-injury swelling.

The reason why swelling can be so impressive is that the cross-link disruption occurs progressively. Breaking one cross-link results in higher stress on neighboring cross-links, so disruption progresses in a zipper-like fashion. When that happens, the osmotic rush of water into the tissue can continue practically without restraint, resulting in the enormous immediate swelling that is often seen. The tissue will return to normal only when cross-links repair and the matrix returns to its normally restraining configuration.

WATER AND HEALING

During childhood illness, grandmothers and doctors will often advise to “drink more water.” In his now-classic book, *Your Body's Many Cries for Water: You are not Sick; You are Thirsty*,³ the Iranian physician Fereydoon Batmanghelidj confirms the wisdom of this humble advice. The

author documents years of clinical practice showing reversal of diverse pathologies simply by drinking more water. Hydration is critical.

Batmanghelidj's experience meshes with evidence of healing from special waters such as those from the Ganges and Lourdes. Those waters most often come from deep underground springs or from glacial melt. Spring waters experience pressure from above; pressure converts liquid water into EZ water because of EZ water's higher density. EZ water differs from bulk water in that it absorbs light in the UV region of 270 nanometers on spectrometry. The more light in this sector that is absorbed, the higher the concentration of EZ water in the sample. Specimens from the sites mentioned above and certain spring waters show a peak in this 270-nanometer zone, suggesting that relatively high EZ concentrations could contribute to their therapeutic benefits.

The same for mountain water: it too should have high EZ content. Our studies have shown that ice formation requires an EZ intermediate; i.e., bulk water does not convert directly to ice; it converts to EZ, which then converts to ice. A similar process occurs in reverse: melting ice forms EZ, which subsequently converts to bulk water. Fresh ice melt contains abundant EZ water.

For spring water and fresh ice melt, then, the high EZ content may explain the recognized health benefits. EZ water should rehydrate tissues better than ordinary water because of its higher dipole moment. To appreciate this argument, picture a bean with positive charge localized at one end, negative at the other. The positive end of that dipole orients toward the negatively charged cell, which then strongly draws in that dipole. The larger the dipole, the stronger will be the draw. Since EZs contain masses of separated charges, or large dipoles, EZ water should hydrate cells better than ordinary water. That's why EZ water may particularly promote good health.

NEGATIVE CHARGE AND ANTIOXIDANTS

Humans are considered neutral, but I suggest that we bear net negative charge. Physical chemists reasonably presume that all systems tend toward neutrality because positive charge attracts negative charge. The human body being one of those "systems," we assume that the

body must be neutral.

Not all systems are neutral, however. The earth bears net negative charge, while the atmosphere bears net positive charge. Water itself can bear charge. Anyone watching MIT professor Walter Lewin's stunning demonstration of the Kelvin water dropper,⁴ where separated bodies of water eventually discharge onto one another, will immediately see that bodies of water can bear net charge. If any doubt remains, then the experience of getting an electric shock from touching certain kinds of drinking water (which my colleagues and I have personally experienced) should eliminate that doubt.

Charges can remain separated if input energy keeps them separated—something like recharging your cell phone battery and creating separated negative and positive terminals. Since we constantly absorb external energy from the environment, the theoretical possibility exists that we may bear net charge.

Consider the arithmetic. Cells make up some 60 percent of your body's mass and they are negatively charged. Extracellular tissues such as collagen and elastin are next in line, and those proteins bear negative charge and adsorb negatively charged EZ water. Only some of the smaller compartments are positively charged with protons (low pH), and they commonly expel matter such as urine, feces, sweat, and expired air (containing hydrated CO₂ or carbonic acid). They help *rid* the body of positive charge.

So, the arithmetic shows not only that our body bears net negative charge, but also that the body makes every effort to maintain that negativity by ridding itself of protons. It is as though maintaining negativity is a "goal" of life. Plants do it easily: they connect directly to the negatively charged earth; animals need to struggle a bit more to maintain their body's charge in exchange for greater mobility.

How does our body's negative charge relate to the benefits of antioxidants? Answering this question returns us to basic chemistry. Recall that "reduction" is the *gain* of electrons, while "oxidation" means electron *loss*. Oxidation strips molecules of their negative charge, working against the body's attempt to maintain high negativity. To guard against that loss we employ

antioxidants. Antioxidants may keep us healthy simply by maintaining proper negativity.

THE FUTURE

Water's central importance for health is nothing new, but it has been progressively forgotten. With the various sciences laying emphasis on molecular, atomic and even sub-atomic approaches, we have lost sight of what happens when the pieces come together to form the larger entity. The whole may indeed exceed the sum of its parts. Ninety-nine percent of those parts are water molecules. To think that 99 percent of our molecules merely bathe the "more important" molecules of life ignores centuries of evidence to the contrary. Water plays a central role in all features of life.

Until recently, the understanding of water's properties has been constrained by the common misconception that water has but three phases. We now know it has four. Taking into account this fourth phase, the liquid crystalline phase, allows many of water's "anomalies" to vanish and instead turn into predictable features.⁵ Water becomes more understandable to us, and so do entities made largely of water, such as oceans, clouds and human beings.

REFERENCES

1. Pollack G. *The Fourth Phase of Water: Beyond Solid, Liquid, and Vapor*. Seattle: Ebner and Sons, 2013.
2. Pollack G. *Cells, Gels and the Engines of Life: A New Unifying Approach to Cell Function*. Seattle: Ebner and Sons, 2001.
3. Batmanghelidj F. *Your Body's Many Cries for Water: You are not Sick; You are Thirsty! Don't Treat Thirst with Medications*. Falls Church: Global Health Solutions, 1997.
4. youtube.com/watch?v=oY1eyLEo8_A&feature=related (http://youtube.com/watch?v=oY1eyLEo8_A&feature=related).
5. Various hour-long talks describe these fresh understandings. One of them is a University of Washington public award lecture: youtube.com/watch?v=XVBEwn6iWOo (<http://youtube.com/watch?v=XVBEwn6iWOo>). Another was delivered more recently: youtube.com/watch?v=JnGCMQ8TJ_g&list=PLwOAYhBuU3Ufr53AnJv9RLousgVN4G_uX&index=8 (http://youtube.com/watch?v=JnGCMQ8TJ_g&list=PLwOAYhBuU3Ufr53AnJv9RLousgVN4G_uX&index=8). A third is a recent TEDx talk: youtube.com/watch?v=i-T7tCMUDXU (<http://youtube.com/watch?v=i-T7tCMUDXU>).

This article appeared in *Wise Traditions in Food, Farming and the Healing Arts*, the quarterly journal of the Weston A. Price Foundation, Winter 2015
(<http://www.westonaprice.org/journal/journal-winter-2015-the-water-issue/>)

 Print post



About Gerald Pollack

Gerald Pollack, PhD, received his doctorate in biomedical engineering from the University of Pennsylvania in 1968. He then joined the University of Washington faculty where he is now professor of bioengineering. He is also founding editor-in-chief of the journal WATER, convener of the annual conference on the physics, chemistry and biology of water, and executive director of the Institute for Venture Science. His 1990 book *Muscles and Molecules: Uncovering the Principles of Biological Motion* won an “Excellence Award” from the Society for Technical Communication. His 2001 book, *Cells, Gels and the Engines of Life* and his newest book, *The Fourth Phase of Water: Beyond Solid, Liquid, and Vapor*, won that society’s highest distinction, “Distinguished Award.” The latter book went on to receive the World Summit Excellence Award.

This site uses Akismet to reduce spam. [Learn how your comment data is processed](https://akismet.com/privacy/)
(<https://akismet.com/privacy/>).