

# Full SitRep on the Health Canada Data

Why you should share this with your community, MLAs and MPs.



SHELDON YAKIWCHUK

MAY 8, 2022



39



14

Share



On April 25, 2022 - Data Hack and Liberal Shill, David Fisman, had a study published by Canadian Medical Association Journal, using fairy-tale numbers to attempt to show how the Unvaccinated are a Risk to the Vaccinated Communities.

## Impact of population mixing between vaccinated and unvaccinated subpopulations on infectious disease dynamics: implications for SARS-CoV-2 transmission

And while anybody with a brain could see how biased and unintelligent this report was, it was pushed in Parliament by Adam Van Koeverden - Parliamentary Secretary (Health) (Sport) as a reason to keep mandates in place.



Yakk Stack

### Fisman Study Quoted By Liberals

Read more

a year ago · 10 likes · 19 comments · Sheldon Yakiwchuk

Well...because of the fact that this turd wouldn't actually float and because of outrage by anybody who actually read it...this week, Fisman found another report to support booster jabs as being integral to being considered "Fully Vaccinated". This "**New Evidence**" openly admits that the 3rd dose provides a lower protection against omicron, without actually saying what the effective rate is...because nobody will talk about this right now, given the 12% figures shown in the latest Pfizer Docs - for the Alpha Variant:

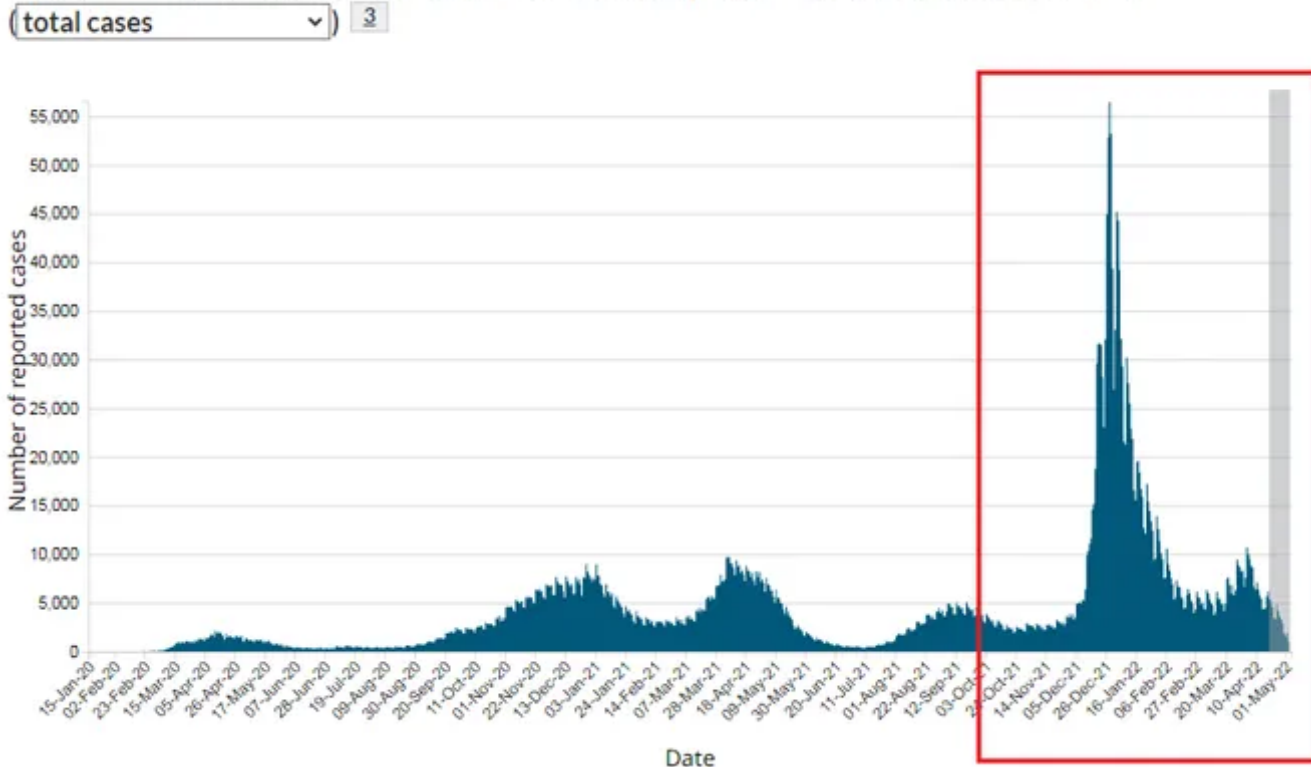
Recent studies showed that the 3rd dose provides a much lower protection against infection with the omicron variant compared to the delta variant and that this protection wanes quickly.

But, given how the Liberal Minority and now NDP Coalition government have another study to throw into place to support this...claiming they're "following the science", Canada's Top Doc - Theresa Tam already is hinting at updating the Vaccine Passports.

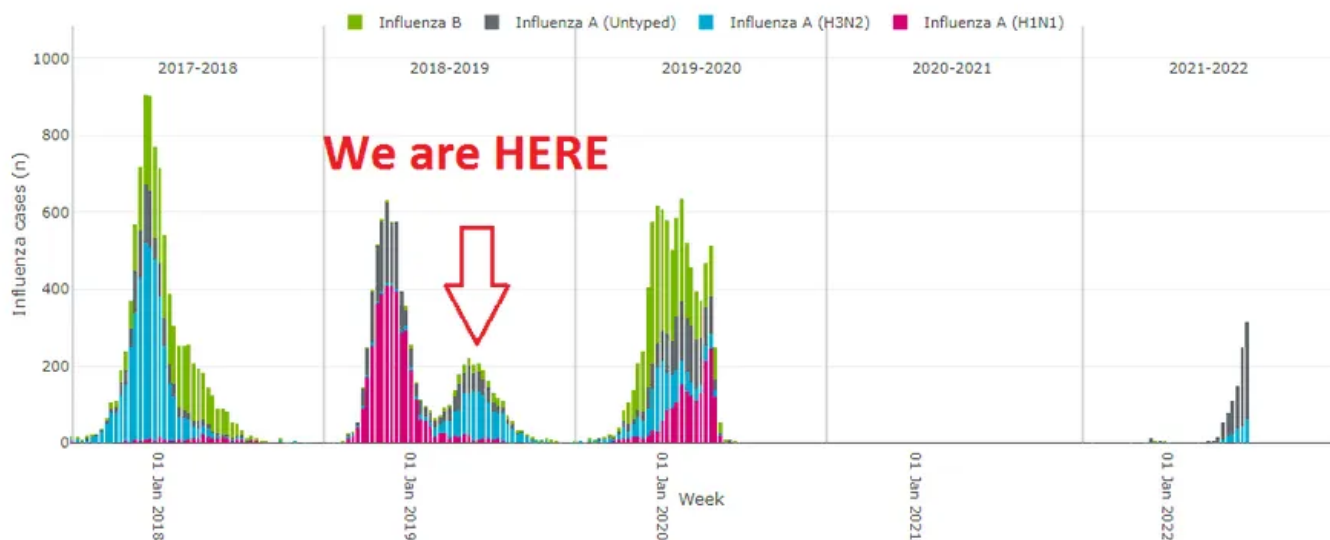
It's important to note a couple of things here. Passports aren't only for travel by plane, train or boat and leaving the country...these are also used for Employment and Employment Insurance - where if you didn't have the jabs, you may have lost your job. If you did lose your job, the Employment Insurance Program in Canada that you've paid into for your entire life, will no longer be afforded back to you - which on face is already completely disgusting.

And the problem with this is...COVID is Endemic, meaning that it will never go away, so, every fall/winter, we will continue to see case rates rise...

Figure 3. COVID-19 cases (n=3,656,111 <sup>1</sup>) in Canada by date <sup>2</sup> as of May 6, 2022, 8 am EST



in the exact same way as all respiratory viruses do being much similar to the cases of influenza in years past, as reported by the Province of Alberta - [Influenza Dashboard](#)



Meaning, we can expect to see the Passports being used as a weapon to force mandates into the job programs....FOREVER, or until we can vote out pharmaceutical shills from our Government. Last week, I had a quick look at the information provided by Health Canada and was shocked because the data actually showed that 99.56% of the COVID deaths were in the Vaccinated Communities, 70% of them were boosted and that there was only 1 single death in the unvaccinated population.



Yakk Stack

### 99.6% of Deaths in Vaccinated - 70% Boosted

Read more

a year ago · 66 likes · 37 comments · Sheldon Yakiwchuk

This was a look at the snapshots of the available data provided by Health Canada from April 10-17, 2022. Information you can look at and download → [Link](#)

The dates provided by way of PDF were used and can be confirmed with using the following as a quick reference for verification, but please feel free to independently download analyze the data yourself.

Table 2. Characteristics and severe outcomes among unvaccinated, partially vaccinated, fully vaccinated, and fully vaccinated with additional dose confirmed cases reported to PHAC, as of April 10, 2022

		Unvaccinated (n=941,467)	Cases not yet protected (n=51,730)	Partially vaccinated (n=92,025)	Fully vaccinated (n=715,700)	Fully vaccinated with an additional dose (n=230,639)	Total cases (n=2,031,561)
Gender*	Male	477,182 (50.9%)	25,302 (2.7%)	44,618 (4.8%)	313,312 (33.4%)	77,620 (8.3%)	938,034 (100%)

Table 2. Characteristics and severe outcomes among unvaccinated, partially vaccinated, fully vaccinated, and fully vaccinated with additional dose confirmed cases reported to PHAC, as of April 17, 2022

		Unvaccinated (n=945,183)	Cases not yet protected (n=51,758)	Partially vaccinated (n=92,518)	Fully vaccinated (n=723,415)	Fully vaccinated with an additional dose (n=250,951)	Total cases (n=2,063,825)
Gender*	Male	481,023 (49.9%)	25,338 (2.6%)	45,126 (4.7%)	319,680 (33.2%)	92,697 (9.6%)	963,864 (100%)

		Unvaccinated (n=941,467)	Cases not yet protected (n=51,730)	Partially vaccinated (n=92,025)	Fully vaccinated (n=715,700)	Fully vaccinated with an additional dose (n=230,639)	Total cases (n=2,031,561)
	Female	455,757 (43.3%)	26,317 (2.5%)	46,679 (4.4%)	391,730 (37.2%)	131,873 (12.5%)	1,052,356 (100%)
Hospitalizations		50,461 (59.2%)	3,263 (3.8%)	4,713 (5.5%)	17,207 (20.2%)	9,623 (11.3%)	85,267 (100%)
Deaths		9,511 (60.3%)	783 (5.0%)	876 (5.6%)	2,770 (17.6%)	1,835 (11.6%)	15,775 (100%)

Source: Detailed case information received by PHAC from provinces and territories, since December 14, 2020

		Unvaccinated (n=945,183)	Cases not yet protected (n=51,758)	Partially vaccinated (n=92,518)	Fully vaccinated (n=723,415)	Fully vaccinated with an additional dose (n=250,951)	Total cases (n=2,063,825)
	Female	460,310 (42.1%)	26,344 (2.4%)	47,191 (4.3%)	401,674 (36.7%)	157,526 (14.4%)	1,093,045 (100%)
Hospitalizations		50,903 (58.1%)	3,264 (3.7%)	4,776 (5.5%)	17,795 (20.3%)	10,861 (12.4%)	87,599 (100%)
Deaths		9,512 (59.4%)	782 (4.9%)	881 (5.5%)	2,832 (17.7%)	1,995 (12.5%)	16,002 (100%)

Source: Detailed case information received by PHAC from provinces and territories, since December 14, 2020

When you compile the data, you will get the exact figures as listed which clearly shows that 88.5% of Cases, 81% of Hospitalizations and 99.56% of Deaths related to COVID are in the Vaccinated communities - (V Totals)

	Unvaccinated	V Totals	Totals
<b>Cases</b>			
17-Apr	945183	1118642	2063825
10-Apr	941467	1090094	2031561
Newly Reported	3716	28548	32264
Percentage	11.50%	88.50%	
<b>Hospitalizations</b>			
17-Apr	50903	36696	87599
10-Apr	50461	34806	85267
Newly Reported	442	1890	2332
Percentage	19%	81%	
<b>Deaths</b>			
17-Apr	9512	6520	16002
10-Apr	9511	6264	15775
Newly Reported	1	256	227

Percentage	0.44%	99.56%	
------------	-------	--------	--

And to separate this information by the amount of Jobs, the more shocking data is revealed because if you look at the boosted column, you can see that 20312 of the 32k Cases were Boosted...

	Unvaccinated	Not Protected	Partially	Fully	Boosted	Totals
<b>Cases</b>						
17-Apr	945183	51758	92518	723415	250951	2063825
10-Apr	941467	51730	92025	715700	230639	2031561
Newly Reported	3716	28	493	7715	20312	32264
Percentage	11.50%	88.50%				
<b>Hospitalizations</b>						
17-Apr	50903	3264	4776	17795	10861	87599
10-Apr	50461	3263	4713	17207	9623	85267
Newly Reported	442	1	63	588	1238	2332
Percentage	19%	81%				
<b>Deaths</b>						
17-Apr	9512	782	881	2862	1995	16002
10-Apr	9511	783	876	2770	1835	15775
Newly Reported	1	-1	5	92	160	227
Percentage	0.44%	99.56%				

Which makes up 63% of the total cases & 1238/2332 (53%) of Hospitalizations, and 160/227 (70%) of the Deaths are also in this same group. BOOSTED! And...only 51.5% of the population Canada has even achieved this level of vaccination.





Meaning that the Boosted are dis-proportionally making up more Cases, Hospitalizations and Mortalities.


More Jabs = More Cases.

More Jabs = More Hospital Beds Required.

More Jabs = More Death...

Having recognized that the immunity offered 'waned', some provinces have already suggested a 4th and 5th Jab. As in, vaccines that wane so fast, we are up to a 5th jab in 17 Months.

YIKES!



**Yakk Stack**

---

**Vaccines that work so well, Ontario is onto Jab #5.**

[Read more](#)

a year ago · 20 likes · 72 comments · Sheldon Yakiwchuk

All while not one of the Politicians, Medical Officers and Data Charlatans like David Fisman will even mention or even try to rationalize the information provided over the last few months in the Pfizer Data Dumps...and not one of them is even looking at the official data provided by Health Canada.

Are they even looking?

Are they purposely avoiding the real information in favor of fairy-tale data and studies that aren't supported by our own data?

While I can only speculate...I think we should be sharing this information as fast, as far and as wide as possible to let All Canadians know that:

1. The highest cases are in the boosted communities;
2. No protection seems to be visible;
3. Those who got the shots to travel, may be facing additional jabs to qualify;
4. The discrimination based on the number of times you have been stabbed in the arm is not a true measure of Health.
5. If we continue to follow unscientific dreck, we will be caught in this loop, FOREVER. And that we can't wait for the truth to really come out so we can reunite with our communities, families and friends under logic instead of following divisive rhetoric based on bullshit by our governments.

I will be putting together another Formatted Email tomorrow so that you can send this off to those in your community, MPs and MLAs. When doing this, it's important to remember to make sure to have your postal code added with your signature in order for the email to not bounce back.

All of the MPs can be found in the Parliament Directory →[Link](#)

And MLAs can be found →[Link](#)

And if you're searching through these, make sure to look for our current Health and Travel ministers, their Shadow Counter Parts, Premiers, current interim leader of the official opposition party, all Candidates running for Leadership of the Conservatives, PPC, and any news source you have (Info@) are usually available under contact info for newspapers and news stations, and anybody else you can think of.

Please feel free to CC me on these, or BCC if you'd prefer, just use the email address that this came from so I can see who has been hit and how many times they've been hit!

Letter out tomorrow by Noon(ish) MDT - (Lunch time in Alberta)